

















<p>PART NO. 6030</p>	<p>TSXR INTERMEDIATE CHUTE COVER FOR 19W OR 35W</p>	
<p>PART NO. 6040</p>	<p>TSXR INTERMEDIATE CHUTE FOR 19W OR 35</p>	
<p>PART NO. 6050</p>	<p>TSXR SPRAY BAR O-RING</p>	
<p>PART NO. 6060</p>	<p>TSXR COOLING SYSTEM BRACKET</p>	
<p>PART NO. 6070</p>	<p>TSXR INTERMEDIATE CHUTE SEALING PLATE</p>	

<p>PART NO. 6080</p>	<p>TSXR CONNECTING BRACKET (SET)</p>	
<p>PART NO. 6090</p>	<p>TSXR DRAIN TRAY</p>	
<p>PART NO. 6100</p>	<p>TSXR DRAIN BAR (SET OF L & R)</p>	
<p>PART NO. 6160</p>	<p>TSXR HOSE END 1/2" FITTING</p>	
<p>PART NO. 6170</p>	<p>TSXR PARKER PUSH LOCK HOSE 1/2" PER METER</p>	

<p>PART NO. 6200</p>	<p>TSXR FEED WATER DEFLECTOR FOR 19W</p>	 <p>A long, narrow, silver-colored metal deflector with a blue dot on its top surface. It is accompanied by several small metal fasteners, including nuts and washers, and a larger bolt with a nut.</p>
<p>PART NO. 6220</p>	<p>TSXR FEED WATER DEFLECTOR FOR 35W</p>	 <p>A long, narrow, silver-colored metal deflector, similar to the one for 19W, with a blue dot on its top surface. It is accompanied by several small metal fasteners, including nuts and washers, and a larger bolt with a nut.</p>
<p>PART NO. 6230</p>	<p>TSXR WEAR PLATE ASSEMBLY FOR 19W</p>	 <p>A rectangular metal assembly consisting of a main plate with a smaller, vertical rectangular plate attached to its center.</p>
<p>PART NO. 6240</p>	<p>TSXR INTERMEDIATE CHUTE CURTAIN FOR 19W</p>	 <p>A red, rectangular metal curtain with a series of small holes along its length. It is accompanied by several metal fasteners, including bolts and nuts.</p>
<p>PART NO. 6300</p>	<p>TSXR INTERMEDIATE CHUTE FOR 50W</p>	 <p>A complex, multi-part metal assembly consisting of several interconnected plates and brackets, forming a chute structure.</p>

**PART
NO.
6310**

**TSXR INTERMEDIATE
CHUTE COVER FOR 50W**



**PART
NO.
6320**

**TSXR FEED FRAME
TERMINAL BOX 300x200mm
COMPLETE (WITHOUT
CABLES)**



**PART
NO.
6340**

**TSXR INTERMEDIATE
CHUTE CURTAIN FOR 35W**

